

DAMA

HIGH BACK



Cod. ODAMAA01

DESCRIPTION

High back executive armchair

NOTE

50mm wheel brake in hard, soft or ring. Ministerial Homologation for 1IM class in B01 and B03

SPECIFICATIONS

STRUCTURE

Beech plywood

MECHANISM

MEC07 - Lift with control for seat elevation

MEC02 - Tilt - Anti-shock device - Weight adjustment - Made in Italy

MEC03 - Knee tilt - Anti-shock device - 6 positions - Side weight adjustment - Made in Italy

PADDING EXPANDED POLYURETHANE

Seat: thickness 60 mm, density 30 Kg/m³

Backrest: thickness 60 mm, density 30 Kg/m³

ARMS

Nylon - Chrome in matching color - Beech plywood in natural or walnut varnish
LEGS / FRAME / BASE
Nylon 700mm or Aluminum 700mm or steel covered in beech plywood with natural or walnut varnish

UPHOLSTERY

categories B01-B03-C01-C05-D02-P01 (SEE FABRIC FOLDER)

SIZE

Dimensions in millimeters

chair

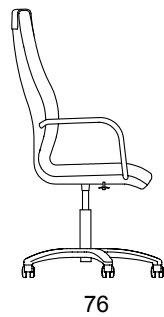
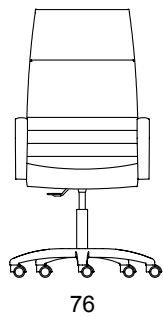
L 760 H 1160-1240 D 760

seat

L 520 H 420-500 D 480

backrest

L 500 H 740



WEIGHT

Net weight a chair: 19 Kg

Gross weight a chair: 21 Kg

PACKAGING

1 x package

1050×490×710

VOLUME

M3 package: 0,35

DAMA

MID BACK

Cod. ODAMAB01



DESCRIPTION

Mid back executive armchair

NOTE

50mm wheel brake in hard, soft or ring. Ministerial Homologation for 1IM class in B01 and B03

SPECIFICATIONS

STRUCTURE

Beech plywood

MECHANISM

MEC07 - Lift with control for seat elevation

MEC02 - Tilt - Anti-shock device - Weight adjustment - Made in Italy

MEC03 - Knee tilt - Anti-shock device - 6 positions - Side weight adjustment - Made in Italy - Made in Italy

PADDING EXPANDED POLYURETHANE

Seat: thickness 60 mm, density 30 Kg/m³

Backrest: thickness 60 mm, density 30 Kg/m³

ARMS

Nylon - Chrome in matching color - Beech plywood in natural or walnut varnish

LEGS / FRAME / BASE
Nylon 700mm or Aluminum 700mm or steel covered in beech plywood with natural or walnut varnish

UPHOLSTERY

categories B01-B03-C01-C05-D02-P01 (SEE FABRIC FOLDER)

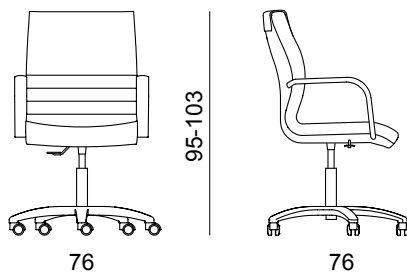
SIZE

Dimensions in millimeters

chair
L 760 H 650-1030 D 760

seat
L 520 H 420-500 D 480

backrest
L 500 H 530



WEIGHT

Net weight a chair: 18 Kg
Gross weight a chair: 20 Kg

PACKAGING

1 x package
900×470×680

VOLUME

M3 package: 0,33

DAMA

VISITOR CHAIR



Cod. ODAMAV01

DESCRIPTION

Visitor executive armchair

NOTE

On request only: Fire retardant padding  Ministerial Homologation for 1IM class in B01 and B03

SPECIFICATIONS

STRUCTURE

Beech plywood

PADDING EXPANDED POLYURETHANE

Seat: thickness 60 mm, density 30 Kg/m³

Backrest: thickness 60 mm, density 30 Kg/m³

ARMS

Chrome in matching color, top in polypropylene black

Beech plywood in natural or walnut varnish

LEGS / FRAME / BASE

Cantilever frame with elliptical chrome plated steel tube or plywood in natural or walnut varnish

UPHOLSTERY

categories B01-B03-C01-C05-D02-P01 (SEE FABRIC FOLDER)

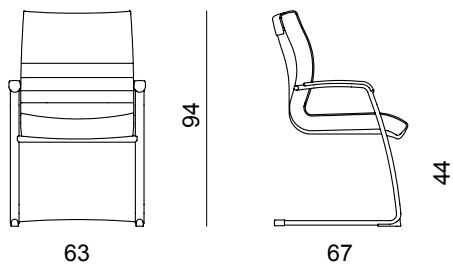
SIZE

Dimensions in millimeters

chair
L 630 H 940 D 670

seat
L 520 H 440 D 480

backrest
L 500 H 530



WEIGHT

Net weight a chair: 15 Kg
Gross weight a chair: 17 Kg

PACKAGING

1 x package
725×660×1050

VOLUME

M3 package: 0,43