

DIVA SOFT

HIGH BACK CHAIR WITH HEADREST

CATAS UNI EN 1335 B



Code **ODIVAP01**

DESCRIPTION

High back executive armchair with integral headrest

OPTIONS

Leather soft arm pads matching leather upholstery (black leather pads only with B/C/D/E upholstery)
65mm wheel brake in soft or ring

SPECIFICATIONS

STRUCTURE

30×10mm chrome steel tube frame

MECHANISM

MEC01 - no mechanism, just includes gas lift
MEC02 - Tilt - Anti-shock device - Weight adjustment
MEC03 - Knee tilt - Anti-shock device - 4 positions - Side weight adjustment

PADDING

Slab polyurethane foam: thickness 15 mm, density 30 Kg/m³

ARMS

5mm chrome steel fixed arms

LEGS / FRAME / BASE

Polished die-cast aluminum 5-star base 700mm

UPHOLSTERY

Categories B01-B03-C01-C05-D02-D03-D04-D06-E01-E02-P01
(see "FINISHING COLLECTION" folder)

SIZE

Dimensions in millimeters

chair

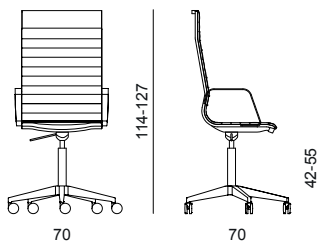
L 700 H 1140-1270 P 700

seating

L 500 H 420-550 P 445

backrest

L 500 H 700



WEIGHT

Net weight a chair: 18,0 Kg
Gross weight a chair: 20,0 Kg

PACKAGING

1 x package
710 × 710 × 1190

VOLUME

M³ package: 0,6

DIVA SOFT

HIGH BACK CHAIR

CATAS UNI EN 1335 B



Code ODIVAA01

DESCRIPTION

High back executive armchair

OPTIONS

Leather soft arm pads matching leather upholstery (black leather pads only with B/C/D/E upholstery)
65mm wheel brake in soft or ring

SPECIFICATIONS

STRUCTURE

30×10mm chrome steel tube frame

MECHANISM

MEC01 - no mechanism, just includes gas lift

MEC02 - Tilt - Anti-shock device - Weight adjustment

MEC03 - Knee tilt - Anti-shock device - 4 positions - Side weight adjustment

PADDING

Slab polyurethane foam: thickness 15 mm, density 30 Kg/m³

ARMS

5mm chrome steel fixed arms

LEGS / FRAME / BASE

Polished die-cast aluminum 5-star base 700mm

UPHOLSTERY

Categories B01-B03-C01-C05-D02-D03-D04-D06-E01-E02-P01
(see "FINISHING COLLECTION" folder)

SIZE

Dimensions in millimeters

chair

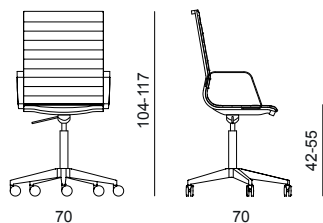
L 700 H 1040-1170 P 700

seating

L 500 H 420-550 P 445

backrest

L 500 H 570



WEIGHT

Net weight a chair: 17,0 Kg

Gross weight a chair: 19,0 Kg

PACKAGING

1 x package

710 × 710 × 1190

VOLUME

M³ package: 0,6

DIVA SOFT

MID BACK CHAIR

CATAS UNI EN 1335 B



Code **ODIVAB01**

DESCRIPTION

Mid back executive armchair

OPTIONS

Leather soft arm pads matching leather upholstery (black leather pads only with B/C/D/E upholstery)
65mm wheel brake in soft or ring

SPECIFICATIONS

STRUCTURE

30×10mm chrome steel tube frame

MECHANISM

MEC01 - no mechanism, just includes gas lift
MEC02 - Tilt - Anti-shock device - Weight adjustment
MEC03 - Knee tilt - Anti-shock device - 4 positions - Side weight adjustment

PADDING

Slab polyurethane foam: thickness 15 mm, density 30 Kg/m³

ARMS

5mm chrome steel fixed arms

LEGS / FRAME / BASE

Polished die-cast aluminum 5-star base 700mm

UPHOLSTERY

Categories B01-B03-C01-C05-D02-D03-D04-D06-E01-E02-P01
(see "FINISHING COLLECTION" folder)

SIZE

Dimensions in millimeters

chair

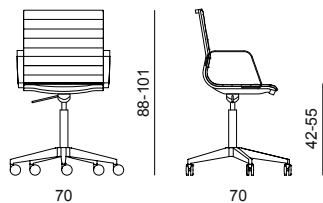
L 700 H 880-1010 P 700

seating

L 500 H 420-550 P 445

backrest

L 500 H 450



WEIGHT

Net weight a chair: 16,0 Kg
Gross weight a chair: 18,0 Kg

PACKAGING

1 x package
710 × 710 × 890

VOLUME

M³ package: 0,6

DIVA SOFT

VISITOR CHAIR

CATAS UNI EN 1335 B



Code **ODIVAV01**

DESCRIPTION

Diva soft visitor chair

OPTIONS

Leather soft arm pads matching leather upholstery (black leather pads only with B/C/D/E upholstery)

SPECIFICATIONS

STRUCTURE

30×10mm chrome steel tube frame, includes arms

PADDING

Slab polyurethane foam: thickness 15 mm, density 30 Kg/m³

UPHOLSTERY

Categories B01-B03-C01-C05-D02-D03-D04-D06-E01-E02-P01
(see "FINISHING COLLECTION" folder)

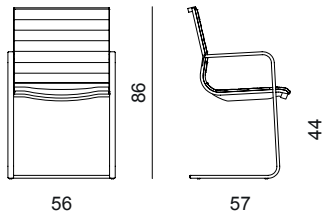
SIZE

Dimensions in millimeters

chair
L 560 H 860 P 570

seating
L 500 H 445 P 445

backrest
L 500 H 450



WEIGHT

Net weight a chair: 20,0 Kg
Gross weight a chair: 24,0 Kg

PACKAGING

1 x package
640 × 600 × 915

VOLUME

M³ package: 0,35

DIVA SOFT

VISITOR CHAIR



Code **ODIVAV11**

DESCRIPTION

Swivel visitor chair

OPTIONS

Leather soft arm pads matching leather upholstery (black leather pads only with B/C/D/E upholstery)

SPECIFICATIONS

STRUCTURE

30×10mm chrome steel tube frame

PADDING

Slab polyurethane foam: thickness 15 mm, density 30 Kg/m³

ARMS

5mm chrome steel fixed arms

LEGS / FRAME / BASE

Polished die-cast aluminum 4-star base 700mm

UPHOLSTERY

Categories B01-B03-C01-C05-D02-D03-D04-D06-E01-E02-P01
(see "FINISHING COLLECTION" folder)

SIZE

Dimensions in millimeters

chair

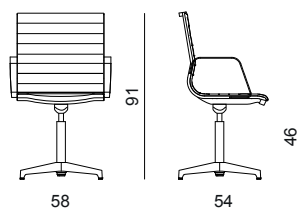
L 560 H 860 P 570

seating

L 500 H 445 P 445

backrest

L 500 H 450



WEIGHT

Net weight a chair: 16,0 Kg
Gross weight a chair: 18,0 Kg

PACKAGING

1 x package
640 × 600 × 915

VOLUME

M³ package: 0,51